

A H I L L - R O M S O L U T I O N



M E D - S U R G B E D
A C C E S S O R I E S

Hill-Rom
A HILLROM COMPANY

SIDERAILS

PARALLELOGRAM FOOT END RAIL



325CB Parallelogram Foot End Rail for Hill-Rom Model 840 or 850 Centra®, Century Series, and Manual Beds. (Available in Taupe and Light Neutral Colors.)

328CB Parallelogram Head End Rail for Hill-Rom Model 425 Beds. (Available in Taupe Color.)

RECTANGULAR FOOT END RAIL



325CA Rectangular Foot End Rail for Hill-Rom Model 840 or 850 Centra, Century Series, and Manual Beds. (Available in Taupe Color.)

326CA Rectangular Foot End Rail for Hill-Rom Model 720, 815, and 820 Beds. (Available in Taupe Color.)

FULL-LENGTH SIDERAIL



333CA Full-Length Siderail for Hill-Rom Century Series 835G and Manual Beds. (Available in Taupe Color.)

332CA Three-Quarter-Length Siderail for Hill-Rom Century Series 835G and Manual Beds (not shown). (Available in Taupe Color.)

HALF-LENGTH SIDERAIL



301 Half-Length Siderail for all Hill-Rom Beds.

SIDERAIL KITS

The Siderail Kit is a solution for a smaller siderail opening. It is available in several designs, compatible with all Hill-Rom parallelogram and rectangular siderail configurations.

The Kit, which includes inserts for both head and foot rails, can be installed in less than five minutes and is non-removable. It is constructed of high impact thermoplastic, and is available in light neutral and taupe colors.

993801 Siderail Kit for Hill-Rom beds without SideCom® Communication System.

993803 Siderail Kit for Hill-Rom Centra or Century Series Beds with SideCom Communication System.

993804 Siderail Kit for Advance® Series Beds with SideCom Communication System.




SIDERAIL EXTENDER

P9927 The Siderail Extender closes the space between rectangular rails while not obstructing the patient's view. It can easily be moved from bed to bed.

NOTE The P9927 must be ordered through Hill-Rom Parts Department at 1-800-445-3720.

CAUTION Siderails are not to be considered a restraining device. To be utilized as deemed necessary by hospital staff.



SIDERAIL PADS

Siderail pads provide a soft cover for the rails while maintaining access to patient nurse controls.

(All model numbers given below are for beds that do not have siderails with SideCom Communication System.)

Siderail pads for beds with SideCom Communication System can be ordered as a special item for an additional charge.)



FOR BEDS WITH PARALLELOGRAM-STYLE SIDERAILS

855C1 Set of Four – For Advance Series Beds.

855C1H Set of Two – For Advance Series Beds.

855C3 Set of Four – For Centra, Century Series, and Manual Beds.

855C3H Set of Two – For Centra, Century Series, and Manual Beds.

FOR BEDS WITH RECTANGULAR-STYLE SIDERAILS

855C4 Set of Four – For Centra, Century Series, and Manual Beds.

855C4H Set of Two – For Centra, Century Series, and Manual Beds.

INFUSION SUPPORT SYSTEM (ISS)

The system consists of a Mount Installation Kit (face or top), Offset Bar, and Transfer Pole. Components may be purchased together or separately.

The Mount is the structural interface between the bed frame and the pole assembly. It consists of an adaptor block, stop plate and bolts, and rotational lock screw. The block may be mounted to the top or face of either side of the headboard base.



Complete Infusion Support System



158 Transfer Pole.



159 Offset Bar.



156P Mobile Stand Transfer Pole.
156B Mobile Stand Base with Casters.



157-00 ISS Mount and Installation Mounting Kit.

157-01 Installation Mounting Kit – Top Mount for Century Series Beds.

157-02 Installation Mounting Kit – Face Mount for Century Series Beds.

157-03 Installation Mounting Kit – Top Mount for Advance Series Beds.

157-05 Installation Mounting Kit – Face Mount for Centra Beds.

157-11 Installation Mounting Kit – Face Mount for Advance Series Beds.

IV RODS

STANDARD IV ROD (FOR ALL HILL-ROM BED MODELS)



2217 All Hill-Rom beds provide six IV Rod receptacles, one on each corner of the bed and one on each side of the bed frame at the seat section. When not in use the IV Rod can be stored at the head end of the bed, between the headboard and the mattress deck of Advance Series Beds or under the seat section of Century Series Beds.


SLIDING PERMANENT IV ROD



2221 The Sliding Permanent IV Rod is mounted to the frame of the bed at the head section and can be used on the Hill-Rom Advance Series, Centra, Century Series, and Manual Beds. The sturdy pole features a unique mechanism which allows the pole to be moved along a runner to either side of the bed for use.

BED EXTENDERS

The Bed Extender, mounted on the foot end of the bed, provides additional length for taller patients. The Nurse Controls, located in the footboard, can still be operated with the bed extended.



9932 Bed Extender for Four-Motor Advance Series Beds – Extends 12".



9933 Bed Extender for Four-Motor Centra Beds – Extends 12".

ALSO AVAILABLE:

9912 Bed Extender for Century Series Beds – Extends 12".

9912A Bed Extender for Century, Remanufactured and Long Term Care Beds – Extends 12".


9913 Bed Extender for Three-Motor Advance Series Beds – Extends 4".

9913A Bed Extender for Three-Motor Centra Beds – Extends 4".

9932A Bed Extender for Advance Series Beds with ZoneAire Sleep Surface – Extends 12".

FRACTURE FRAME ADAPTORS

Fracture Frame Adaptors allow beds to accommodate most fracture frame equipment. For fracture frame equipment with $\frac{1}{2}$ " diameter support poles, the Adaptors can be used to allow the frame to interface with the bed. The Adaptors are placed in the IV sockets located at all four corners of the bed. The frame posts are inserted in each Adaptor. Fracture frame equipment with $\frac{3}{4}$ " diameter support poles may be inserted into the IV sockets. An Adaptor may be needed if additional frame post height is required.



847 $\frac{3}{4}$ " Diameter Pin; two 9" and two 13 $\frac{1}{4}$ " Length for Century Series and Manual Beds.

847A $\frac{1}{2}$ " Diameter Pin; two 9" and two 13 $\frac{1}{4}$ " Length for Century Series and Manual Beds.



847B $\frac{3}{4}$ " Diameter Pin; four 9" Length for Advance Series and Centra Beds.

847C $\frac{1}{2}$ " Diameter Pin; four 9" Length for Advance Series and Centra Beds.

REHAB CONTROL

The Hill-Rom Rehab Control is designed to be used with patients with limited disability, restricted mobility or debilitated conditions. It is a pedestal mounted switching device. A mounting strap secures the Rehab Control to the bed location best suited for patient actuation. The strap mounts over the mattress and attaches to the bed frame. The location of the Control on the bed can be adjusted to allow bed operation by a slight momentary motion of any part of the patient's body.




848B Rehab Control for Use With Centra Three-Motor and Century Series Beds.

BUMPERS

Bumpers are located at the head end of the bed to provide wall protection.

ROLLER BUMPERS




818C08 Bumpers for Advance Series and Centra Beds. (Available in Light Neutral Color.)

818C09 Bumpers for Centra, Century Series, and Manual Beds. (Available in Taupe Color.)

818C10 Bumpers for Century Series and Manual Beds. (Available in Light Neutral Color.)

ARCHITECTURAL BUMPERS



819A Bumpers for Century Series and Manual Beds. (Available in Taupe Color.)

819A-48 Bumpers for Century Series and Manual Beds. (Available in Light Neutral Color.)

CANE BUMPERS



284B-33 Bumpers for Three-Motor Centra Beds. (Available in Taupe Color.)

284B-48 Bumpers for Three-Motor Advance Series Beds. (Available in Light Neutral Color.)

284C-33 Bumpers for Four-Motor Centra Beds. (Available in Taupe Color.)

284C-48 Bumpers for Four-Motor Advance Series and Centra Beds. (Available in Light Neutral Color.)

TRAPEZE SUPPORT BRACKET

The Trapeze Support Bracket is mounted at the head end of the bed frame and will accommodate the installation of trapeze equipment. The assembly is mounted with the provided hex head screws and lock-nuts. Holes are provided on the bracket for bolt-on or clamp-on style trapeze units.



844A-33 Trapeze Support Bracket for Centra Beds in Taupe Color.

844A-48 Trapeze Support Bracket for Advance Series and Centra Beds in Light Neutral Color.

846 Trapeze Support Bracket for Century Series and Manual Beds in Light Neutral and Taupe Colors.



9946 Mounting Kit for Trapeze Support Bracket when using the EnhanceMate® Voice Activated Control System. Set of two.

PATIENT PHONE



495 The Patient Phone can be mounted to either head-end Siderail for ease of access by the patient. The phone will also rest on the bedside cabinet or overbed table for use.

CASTERS



2209 5" Casters – Set of Four Includes Two with Brake and Two without Brake for Century Series "G" and Manual Beds.



2210 5" Tente Casters – Set of Four Includes Two with Brake and Two with Steer Lock for Century Series "G" and Manual Beds.

PENDANT CONTROLS

The Pendant Control allows patient and staff operation of the bed functions by means of finger touch switches located in the pendant. All operating controls are visually identifiable by international symbols.



721C3 Six-Button Pendant Control for Head, Knee, and Sleep Surface Control of Four-Motor Advance Series and Centra Beds.



721E Two-Button Pendant Control for Head and Knee Control of Century Series Beds.



729 DynamicAir™ Sleep Surface System Pendant Control for Firm/Soft Surface Control of Centra and Century Series Beds with DynamicAir Sleep Surface System.



729-01 ZoneAir® Sleep Surface System Pendant Control for Firm/Soft Surface Control of All Hill-Rom Beds with ZoneAir Sleep Surface System.

ALIGNMENT KIT FOR UNIVERSAL CONNECTOR



Without Alignment Kit



With Alignment Kit

SA1447 Alignment kit for the 37-Pin Universal Connector. The kit assures proper orientation of the plug and receptacle as well as prevents binding of the individual pins in the connector. The kit is easily installed by hospital personnel in about ten minutes. It includes one Alignment Plate, one Alignment Plug and all of the necessary fasteners.

NOTE The SA1447 must be ordered through Hill-Rom Parts Department at 1-800-445-3720.

DIRECT CUSTOMER SERVICE HOTLINE: 800-638-2546

Hill-Rom

A HILL-ROM COMPANY
 Kalamazoo, MI 49001 USA • 800-638-2546
 International • 001-954-8770 • FAX 012-994-5791

W6230-497

Hill-Rom reserves the right to make changes without notice in design, specifications, and models. The only warranty Hill-Rom makes is the expressed written warranty extended on the sale or rental of its products.
 © Hill-Rom 1997